

Slimline CS Series.

Exceptional performance for cold stores where space is at a premium.



Designed and engineered to maintain climate separation in cold stores with temperatures as low as -25 degrees. The Slimline CS Series has advanced EC motor technology, so not only does it keep the cold store cold, but also keeps energy consumption to a minimum. The unit benefits from built-in frost protection to ensure unhindered access for goods. Specifically designed for applications where there's limited headspace above the door, this series is compact and cost-effective.

Sizes (Width)

1m, 1.5m, 2m

Colour

Standard RAL 9016 (white)
RAL colour matching

Warranty

2 years (Parts Only)

Key features.



Ambient



Frost Protection



Energy Savings



Custom Paint



EC Motor



BMS

- Built in frost protection
- Hanging bracket (for horizontal units) and an angled discharge allows for directional airflow
- Energy savings - Significantly reduces energy costs by stopping the waste of expensive cold air
- Protecting the goods - Anti-frost feature make the unit the ideal solution for sub zero temperatures
- Easy access - Unhindered access to goods in the cold store due to the removal of doors or strip curtains
- The inlet grille has enlarged openings and heating elements to eliminate ice build-up
- Externally mounted controls
- Horizontal and vertical units available
- Additional BMS interface available for central control options
- Compact, space-saving design
- Energy efficient EC motor(s)
- Tangential fans - powerful uniform airflow
- Threaded rod fasteners included
- Joining kits available for connecting horizontal units

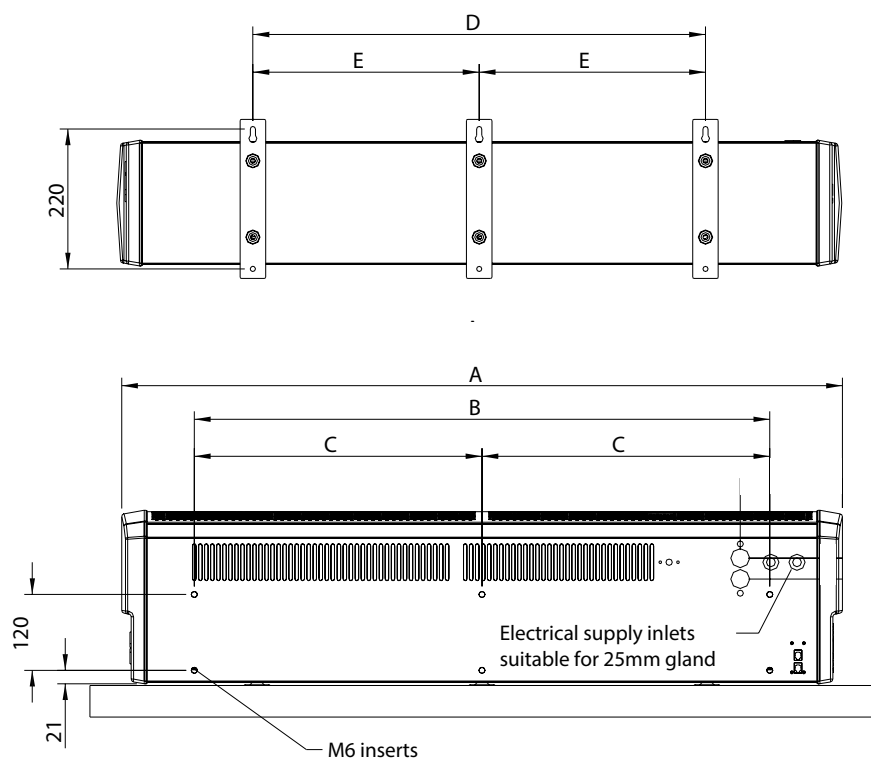
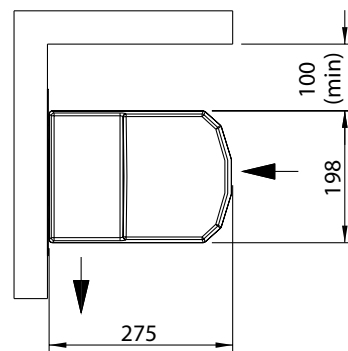
Surface Mounted.

Thermoscreens

Slimline CS Series | Cold Store Horizontal

Model	Dimensions (L x W x D) (mm)	Electrical Supply (V/ph/Hz)	Rated Current (Amp)	Max Air Volume (m³/h)	Weight (kg)	Noise Level dB(A) @3m
SLCS1000	1137 x 275 x 198	230/1/50	0.7	1803	16	55
SLCS1500	1669 x 275 x 198	230/1/50	0.9	2213	23	55
SLCS2000	2200 x 275 x 198	230/1/50	1.1	3097	33	56

	SLCS1000	SLCS1500	SLCS2000
A (mm)	1137	1669	2200
B (mm)	908	1408	1928
C (mm)	-	704	964
D (mm)	710	1208	1748
E (mm)	-	604	874

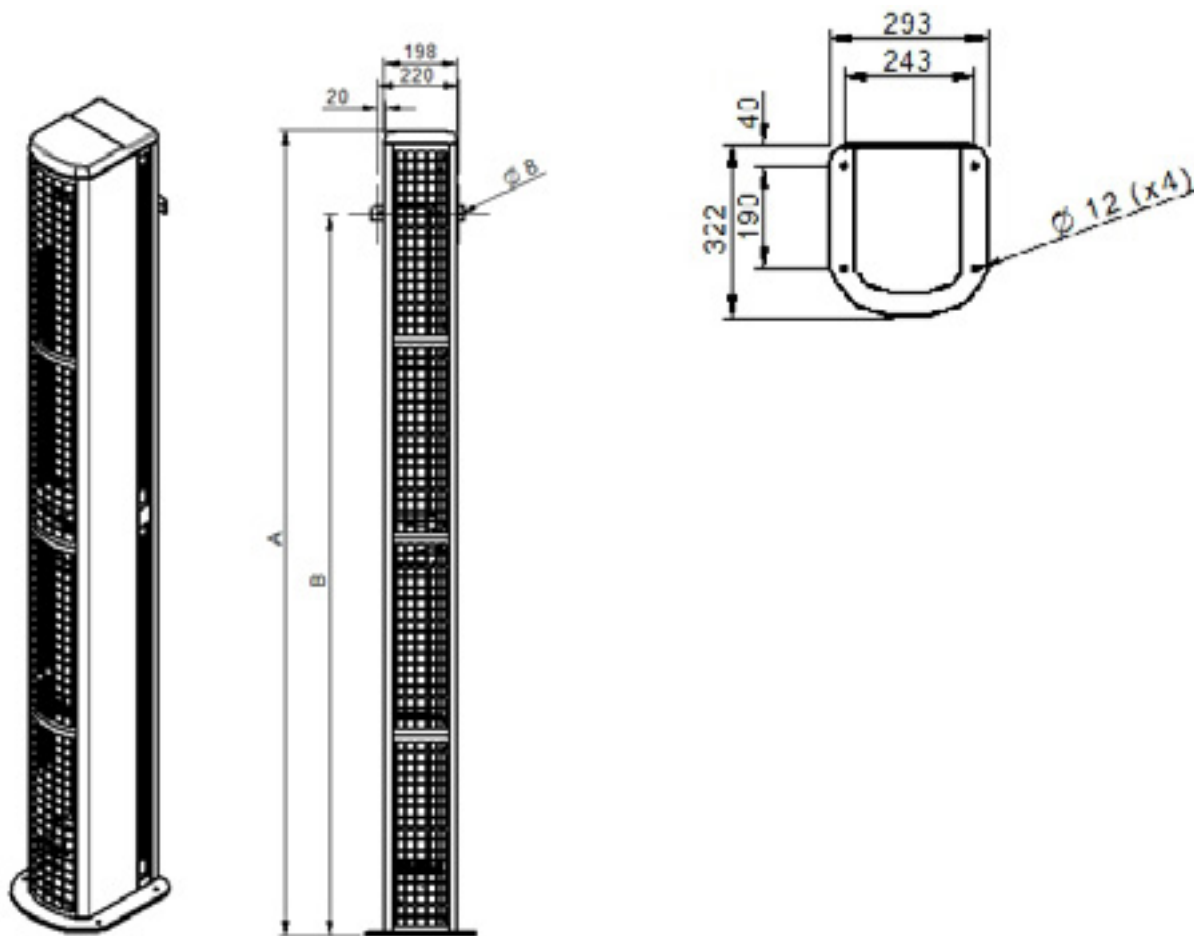


Vertical.

Slimline CS Series | Cold Store Vertical

Model	Dimensions (L x W x D) (mm)	Electrical Supply (V/ph/Hz)	Rated Current (Amp)	Max Air Volume (m3/h)	Weight (kg)	Noise Level dB(A) @3m
SLCS1000V	1109 x 293 x 322	230/1/50	0.7	1803	20	55
SLCS1500V	1641 x 293 x 322	230/1/50	0.9	2213	25	55
SLCS2000V	2172 x 293 x 322	230/1/50	1.1	3097	35	56

	SLCS1000V	SLCS1500V	SLCS2000V
A (mm)	1109	1641	2172
B (mm)	895	1410	1946



Your environment is our expertise.

Thermoscreens were one of the pioneers of modern air curtain technology, and we remain at the forefront of its evolution today. Our sales team work hand-in-hand with an international network of distributors, providing solutions to customers of all types and sizes, in more than 50 countries. Across the globe, our name is synonymous with the highest quality standards; our products renowned for their energy efficiency, reliability and ease of use.

