

CS Series.

Exceptional performance for cold stores.



Designed and engineered to maintain climate separation in cold stores with temperatures as low as -25 degrees. The CS has advanced EC motor technology, so not only does it keep the cold store cold, but also keeps energy consumption to a minimum. The unit benefits from built-in frost protection to ensure unhindered access for goods. Designed for use in cold stores the CS is available in 2 variants the CS and CS Max, which has been designed for areas where greater air velocity or a higher mounting height is needed.

Sizes (Width)

1m, 1.5m, 2m

Door Covering

Horizontal: Up to 4m high
Vertical: Up to 3m wide

Colour

Standard RAL 9016 (white)
RAL colour matching

Warranty

2 years

Key features.



Ambient



Frost Protection



Energy Savings



ErP compliant



Custom Paint

- Built in frost protection
- Hanging bracket (for vertical units) and an angled discharge allows for directional airflow
- Energy savings - Significantly reduces energy costs by stopping the waste of expensive cold air
- Protecting the goods - Anti-frost feature make the unit the ideal solution for sub zero temperatures
- Easy access - unhindered access to goods in the cold-store due to the removal of doors or strip curtains
- Door Switch Control - When the door is opened the fan-speed increases. When the door is closed the speed is reduced, or the unit is turned off completely
- The inlet grille has enlarged openings and heating elements to eliminate ice build-up
- Externally mounted controls
- Horizontal and Vertical units available
- Additional BMS interface available for central control options
- Max version available for applications which require greater velocity

CS Horizontal Series.

Surface Mounted.

Thermoscreens



CS | Cold Store

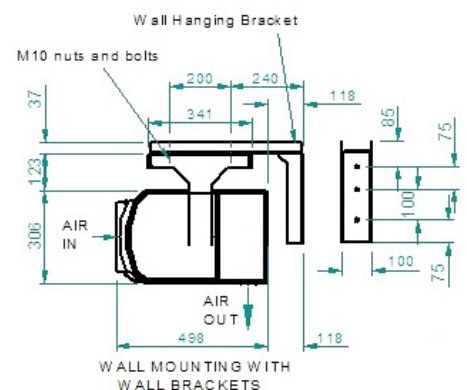
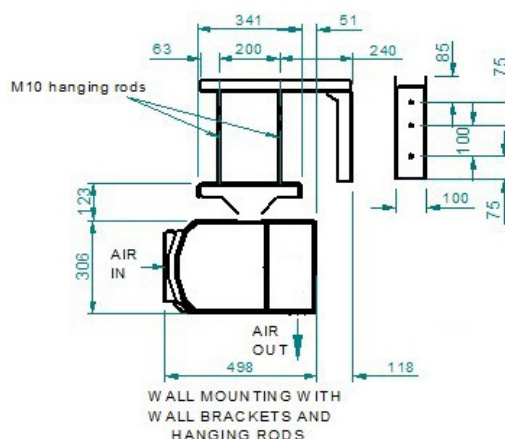
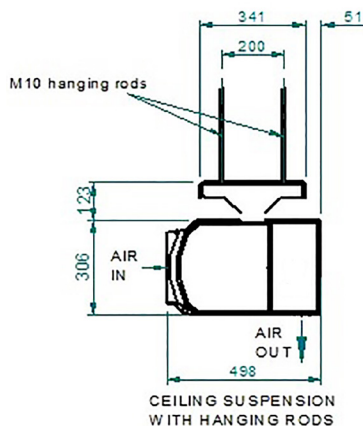
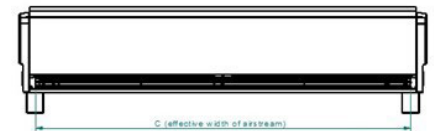
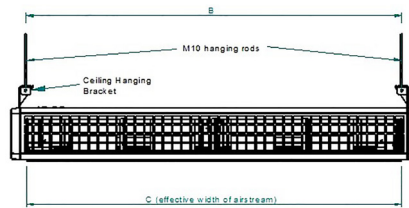

Model	Dimensions (L x W x D) (mm)	Electrical supply (V/ph/Hz)	Rated Electrical Power Input (W)	Rated Current (Amp)	Air Volume Flow Rate Min - Max (m3/h)	Specific Fan Power Min - Max (W/l/s)	Effective Width Of Airstream (m)	Max Door Width (m)	Weight (kg)	Noise Level Min - Max dB(A) @3m
Ambient										
CS1000	1305 x 498 x 306	230/1/50	172	0.79	502-1632	0.09-0.38	1.1	4	60	52-70
CS1500	1830 x 498 x 306	230/1/50	253	1.1	690-2250	0.08-0.40	1.63	4	70	53-71
CS2000	2235 x 498 x 306	230/1/50	334	1.38	786-2931	0.08-0.41	2.15	4	85	54-72

CS Max | Cold Store

Model	Dimensions (L x W x D) (mm)	Electrical supply (V/ph/Hz)	Rated Electrical Power Input (W)	Rated Current (Amp)	Air Volume Flow Rate Min - Max (m3/h)	Specific Fan Power Min - Max (W/l/s)	Effective Width Of Airstream (m)	Max Door Width (m)	Weight (kg)	Noise Level Min - Max dB(A) @3m
Ambient										
CS1000 Max	1305 x 498 x 306	230/1/50	430	1.8	900 - 2250	0.20 - 0.70	1.1	4	60	52 - 70
CS1500 Max	1305 x 498 x 306	230/1/50	630	2.7	1450 - 3400	0.23 - 0.69	1.63	4	70	53 - 71
CS2000 Max	1305 x 498 x 306	230/1/50	820	3.5	2000 - 4500	0.25 - 0.68	2.15	4	85	54 - 72

A (mm)

CS1000	1305
CS1500	1830
CS2000	2235



CS Vertical Series.

Surface Mounted.

Thermoscreens



CS Max | Cold Store Vertical

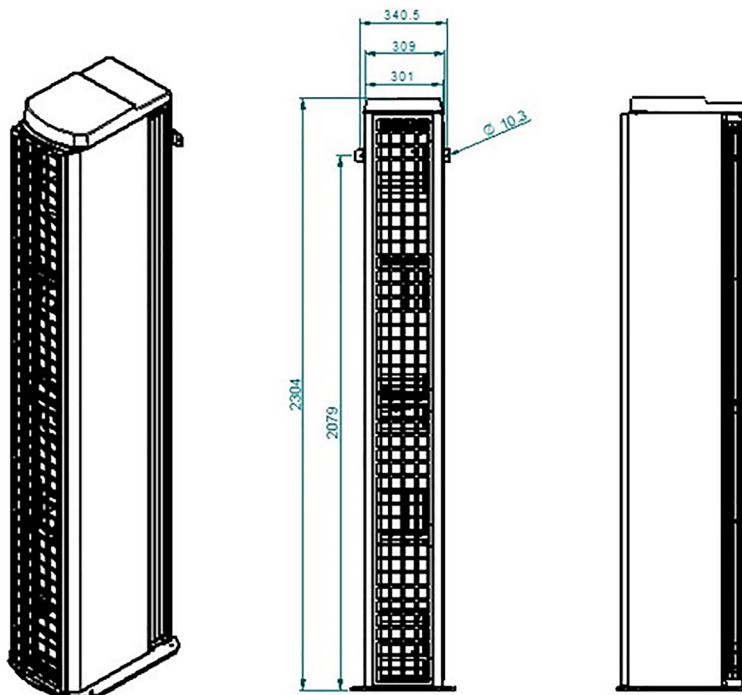
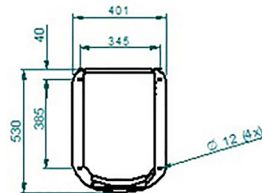
Model	Dimensions (L x W x D) (mm)	Electrical supply (V/ph/Hz)	Rated Electrical Power Input (W)	Rated Current (Amp)	Air Volume Flow Rate Min - Max (m3/h)	Specific Fan Power Min - Max (W/l/s)	Effective Width Of Airstream (m)	Max Door Width (m)	Weight (kg)	Noise Level Min - Max dB(A) @3m
Ambient										
CS1000V Max	1300 x 498 x 306	230/1/50	430	1.8	900 - 2250	0.20 - 0.70	1.1	4	60	52-70
CS1500V Max	1825 x 498 x 306	230/1/50	630	2.7	1450 - 3400	0.23 - 0.69	1.63	4	70	53-71
CS2000V Max	2230 x 498 x 306	230/1/50	820	3.5	2000 - 4500	0.25 - 0.68	2.15	4	85	54-72

CS | Cold Store Vertical

Model	Dimensions (L x W x D) (mm)	Electrical supply (V/ph/Hz)	Rated Electrical Power Input (W)	Rated Current (Amp)	Air Volume Flow Rate Min - Max (m3/h)	Specific Fan Power Min - Max (W/l/s)	Effective Width Of Airstream (m)	Max Door Width (m)	Weight (kg)	Noise Level Min - Max dB(A) @3m
Ambient										
CS1000V	1300 x 498 x 306	230/1/50	172	0.79	502-1632	0.09-0.38	1.1	4	60	52-70
CS1500V	1825 x 498 x 306	230/1/50	253	1.1	690-2250	0.08-0.40	1.63	4	70	53-71
CS2000V	2230 x 498 x 306	230/1/50	334	1.38	786-2931	0.08-0.41	2.15	4	85	54-72

A (mm)

CS1000V	1300
CS1500V	1825
CS2000V	2230



Left Hand Side Version Shown

Your environment is our expertise.

Thermoscreens were one of the pioneers of modern air curtain technology, and we remain at the forefront of its evolution today. Our sales team work hand-in-hand with an international network of distributors, providing solutions to customers of all types and sizes, in more than 50 countries. Across the globe, our name is synonymous with the highest quality standards; our products renowned for their energy efficiency, reliability and ease of use.

