


C Series.

An affordable solution for applications where space is at a premium.



Compact and cost-effective, Thermoscreens C Series air curtains are specifically designed for applications where there's limited headspace above the door. With a choice of surface or recessed mounting, there's a C Series solution to suit any doorway, no matter how restricted the space may be.

Sizes (Width) (Joining kits available)

1m, 1.5m and 2m

Mounting Height

Surface mounted - up to 3m
Recessed units - up to 2.75m

Colour

Standard RAL 9010 (White)
RAL colour matching available

Warranty

2 years

Key features.



Water



Electric



Ambient



ErP compliant



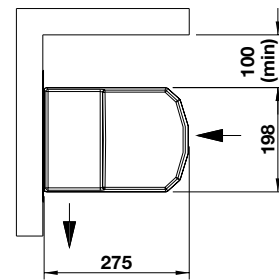
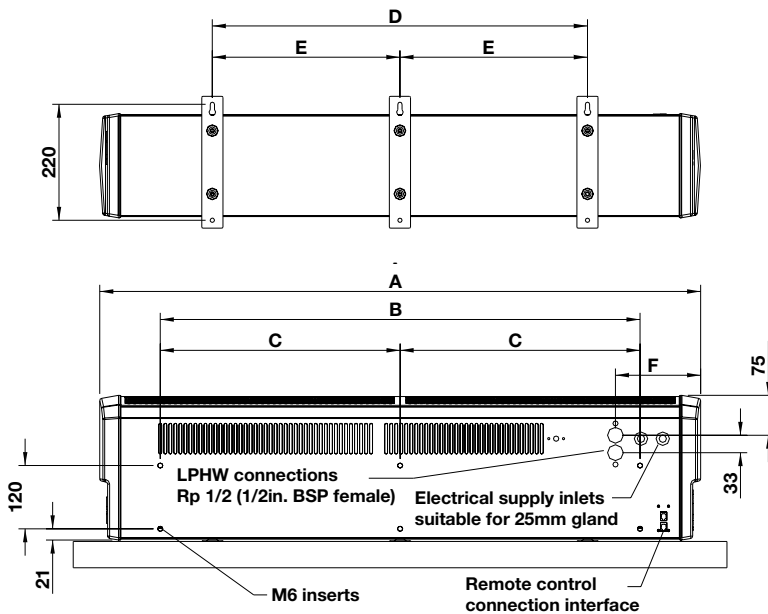
Custom Paint

- Compact, space-saving design
- Ambient, water heated or electric heated
- Surface or recessed mounting
- Ecopower energy saving controls (water heated and electric heated units)
- ErP compliant and BMS ready
- Last man switch friendly
- Tangential fans - powerful linear air flow
- Integrated thermostat
- Water heated units supplied with a motorised three-port valve
- Instant heat, high-efficiency heating element (electric)
- Downrated single phase output (electric units)
- Filters (water heated and ambient)
- Supplied with wall brackets as standard
- Ceiling fixings provided (excluding drop-rods)
- Joining kits available for connecting surface mounted units
- Hinged grilles for easy installation and maintenance (recessed units)



C Series | Surface Mounted

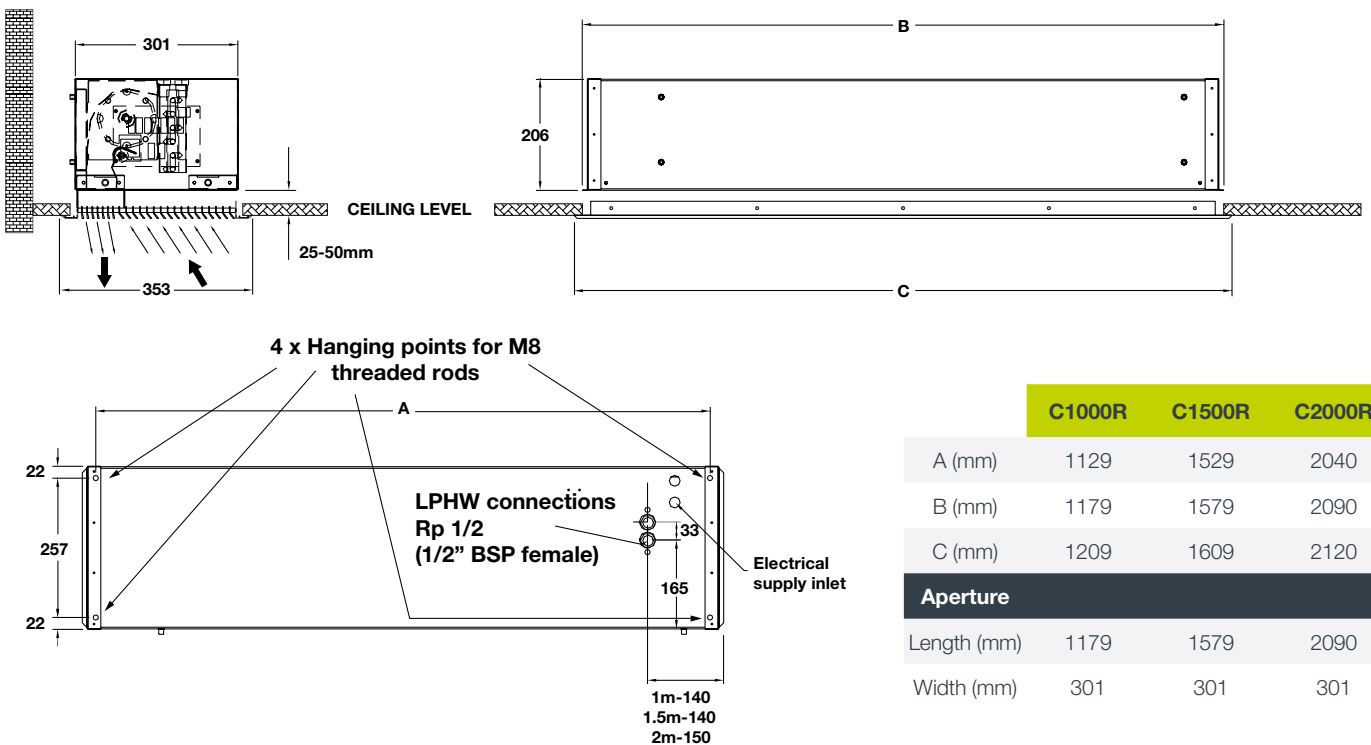
Model	Dimensions (L x W x D) (mm)	Supply (50Hz)	Loading (A) per phase	Heat output (kW)	Max velocity (m/s)	Max air volume (m ³ /h)	Weight (kg)	Noise output dB(A) @3m		
								H	M	L
Electric										
C1000E	1137x275x198	400V~3P&N	13.7	4.5/9	9.0	1250	16	55	53	50
C1500E	1669x275x198	400V~3P&N	18.3	6/12	9.0	1800	23	55	53	49
C2000E	2200x275x198	400V~3P&N	27.2	9/18	9.0	2500	33	56	54	50
Water 82/71										
C1000W	1137x275x198	230V~1P&N	0.7	3/6	8.5	1180	18	55	53	50
C1500W	1669x275x198	230V~1P&N	0.9	4.5/9	8.5	1700	26	55	53	49
C2000W	2200x275x198	230V~1P&N	1.1	6/12	8.5	2360	37	56	54	50
Ambient										
C1000A	1137x275x198	230V~1P&N	0.7		9.0	1250	16	55	53	50
C1500A	1669x275x198	230V~1P&N	0.9		9.0	1800	21	55	53	49
C2000A	2200x275x198	230V~1P&N	1.1		9.0	2500	31	56	54	50



	C1000	C1500	C2000
A (mm)	1137	1669	2200
B (mm)	908	1408	1928
C (mm)	-	704	964
D (mm)	710	1208	1748
E (mm)	-	604	874
F (mm)	161	170	161

C Series | Recessed

Model	Dimensions (L x W x D) (mm)	Standard grille size (mm)	Supply (50Hz)	Loading (A) per phase	Heat output (kW)	Max velocity (m/s)	Max air volume (m ³ /h)	Weight (kg)	Noise output dB(A) @3m		
									H	M	L
Electric											
C1000ER	1179x301x206	1209x353	400V~3P&N	13.7	4.5/9	9.0	1190	20	55	53	50
C1500ER	1579x301x206	1609x353	400V~3P&N	18.3	6/12	9.0	1730	27	55	53	49
C2000ER	2090x301x206	2120x353	400V~3P&N	27.2	9/18	9.0	2380	37	56	54	50
Water 82/71											
C1000WR	1179x301x206	1209x353	230V~1P&N	0.7	6	8.5	1120	22	55	53	50
C1500WR	1579x301x206	1609x353	230V~1P&N	0.9	9	8.5	1630	30	55	53	49
C2000WR	2090x301x206	2120x353	230V~1P&N	1.1	12	8.5	2240	41	56	54	50
Ambient											
C1000AR	1179x301x206	1209x353	230V~1P&N	0.7		9.0	1190	19	55	53	50
C1500AR	1579x301x206	1609x353	230V~1P&N	0.9		9.0	1730	25	55	53	49
C2000AR	2090x301x206	2120x353	230V~1P&N	1.1		9.0	2380	35	56	54	50



	C1000R	C1500R	C2000R
A (mm)	1129	1529	2040
B (mm)	1179	1579	2090
C (mm)	1209	1609	2120
Aperture			
Length (mm)	1179	1579	2090
Width (mm)	301	301	301

Water flow rate and pressure drop calculations for different water temperatures.

To calculate water flow rate and coil pressure drop, use our coil calculation programme. Then calculate the new water drop (valve) using the following formula:

$$\text{New Water Pressure Drop (valve)} = \text{82/71 Water Pressure Drop (valve)} \times \left(\frac{\text{New Water Flow Rate}}{\text{82/71 Water Flow Rate}} \right)^2$$

Example:

C1500W at 85/65°C, EAT = 20°C

82/71 Water flow rate = 11.7 l/min
(from water flow rate and pressure drop table below)

New water flow rate = 5.8 l/min
(from Thermoscreens coil calculation programme)

New water pressure drop (coil) = 2.2 kPa
(from Thermoscreens coil calculation programme)

Therefore:

New water pressure drop (valve) =

$$3.1 \times \left(\frac{5.8}{11.7} \right)^2 = 0.7 \text{ kPa}$$

Conversion factors:

1 kPa = 0.102m Water column
10 l per minute = 0.6 m³/h

Water flow rate and pressure drop.

C Series	1 row coil (based on 82/71°C)		
	Water flow rate (l/min)	Water pressure drop (coil) ΔP (kPa)	Water pressure drop (valve) ΔP (kPa)
C1000W/C1000WR	7.8	3.1	1.4
C1500W/C1500WR	11.7	7.9	3.1
C2000W/C2000WR	15.6	15.5	5.5

A control valve is supplied loose with C Series air curtains which is fitted into the pipework during installation.

Accessories.

Description	Part number
Master and slave lead: 6m	T5951001
Ecopower extension lead: 10m	T5951050
Ecopower extension lead: 15m	T5951060
Ecopower extension lead: 30m	T5951020
Extension lead coupler	T5951030
Joining kit	T7308220



Your environment is our expertise.

Thermoscreens were one of the pioneers of modern air curtain technology, and we remain at the forefront of its evolution today. Our sales team work hand-in-hand with an international network of distributors, providing solutions to customers of all types and sizes, in more than 50 countries. Across the globe, our name is synonymous with the highest quality standards; our products renowned for their energy efficiency, reliability and ease of use.

