


C Series Designer.

Premium looks and premium performance at an affordable price.



Eye-catching and very stylish, Thermoscreens C Series Designer air curtains are available as horizontal or vertical units. We can colour match any RAL colour, or if you want something really different, you can choose from a range of cool, contemporary stainless steel finishes. We'll even create a bespoke mounting option if there are no suitable mounting points.

Sizes

(Joining kits available)

Horizontal: 1m, 1.5m, 2m and 2.5m

Vertical: 1.5m, 2m and 2.5m

Mounting Height (horizontal units)

Up to 2.75m

Vertical Coverage

Single unit: 1.5m

Two units paired: 3m

Colour

High polished or satin brushed stainless steel.

RAL colour matching available

Warranty

2 years

Key features.



Water



Electric



Ambient



ErP compliant



Custom Paint

- Stylish, contemporary design
- Ambient, water heated or electric heated
- Surface mounted
- Ecopower energy saving controls
- Operate up to eight units with one control
- ErP compliant and BMS ready
- Water heated supplied with motorised three-port valve
- 82/71 coils (water heated units)
- Choice of mounting options: horizontal or vertical
- Downrated single phase output (electric units)
- Supplied with wall brackets as standard
- Ceiling fixings provided (excluding drop-rods)
- Joining kits available for connecting surface mounted units



www.thermoscreens.com

C Series Designer.

Horizontal.

Thermoscreens

C Series Designer | Horizontal

Model	Dimensions (L x W x D) (mm)	Supply (50Hz)	Loading (A) per phase	Heat output (kW)	Max velocity (m/s)	Max air volume (m³/h)	Weight (kg)	Noise output dB(A) @3m H M L		
-------	--------------------------------	------------------	--------------------------	------------------------	--------------------------	-----------------------------	----------------	------------------------------------	--	--

Electric

D1000E	1130x362x242	400V~3P&N	13.7	4.5/9	8.5	1125	31	55	53	50
D1500E	1650x362x242	400V~3P&N	18.3	6/12	8.5	1620	44	55	53	49
D2000E	2130x362x242	400V~3P&N	27.2	9/18	8.5	2250	60	56	54	50
D2500E	2780x362x242	400V~3P&N	32.0	10.5/21	8.5	2745	75	58	55	51

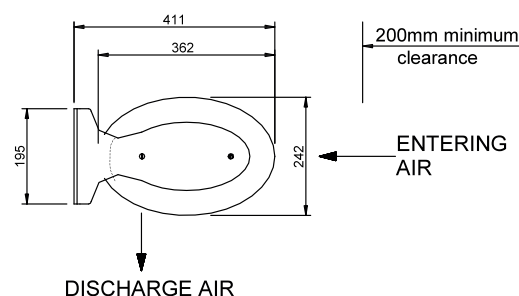
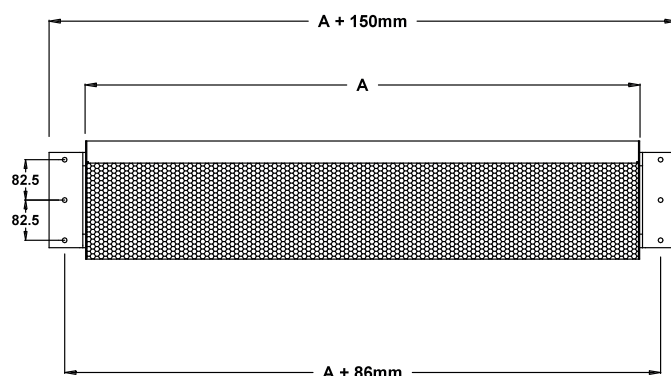
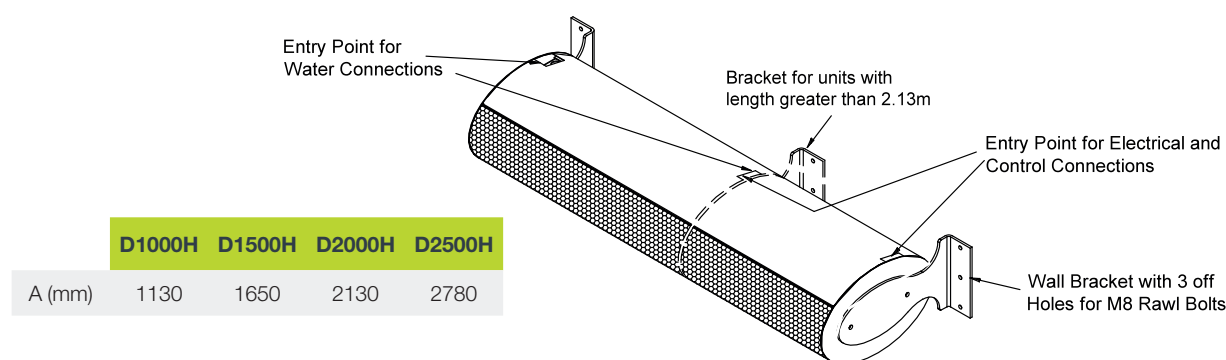
Water 82/71

D1000W	1130x362x242	230V~1P&N	0.7	6	8.0	1060	32	55	53	50
D1500W	1650x362x242	230V~1P&N	0.9	9	8.0	1530	45	55	53	49
D2000W	2130x362x242	230V~1P&N	1.1	12	8.0	2124	62	56	54	50
D2500W*	2780x362x242	230V~1P&N	1.6	15	8.0	2590	77	58	55	51

Ambient

D1000A	1130x362x242	230V~1P&N	0.7	-	8.5	1125	31	55	53	50
D1500A	1650x362x242	230V~1P&N	0.9	-	8.5	1620	44	55	53	49
D2000A	2130x362x242	230V~1P&N	1.1	-	8.5	2250	60	56	54	50
D2500A	2780x362x242	230V~1P&N	0.9	-	8.5	2745	75	58	55	51

*The D2500W unit consists of two air curtains in a row or in a stack (D1000W + D1500W). Each separate air curtain needs its own flow / return pipework with control valve to be installed on site, external to the unit.



C Series Designer.

Vertical.

Thermoscreens

C Series Designer | Vertical

Model	Dimensions (L x W x D) (mm)	Supply (50Hz)	Loading (A) per phase	Heat output (kW)	Max velocity (m/s)	Max air volume (m ³ /h)	Weight (kg)	Noise output dB(A) @3m H M L		
-------	--------------------------------	------------------	--------------------------	------------------------	--------------------------	--	----------------	------------------------------------	--	--

Electric

D1500E V	1650x362x242	400V~3P&N	18.3	6/12	8.5	1620	44	55	53	49
D2000E V	2130x362x242	400V~3P&N	27.2	9/18	8.5	2250	60	56	54	50
D2500E V	2780x362x242	400V~3P&N	32.0	10.5/21	8.5	2745	75	58	55	51

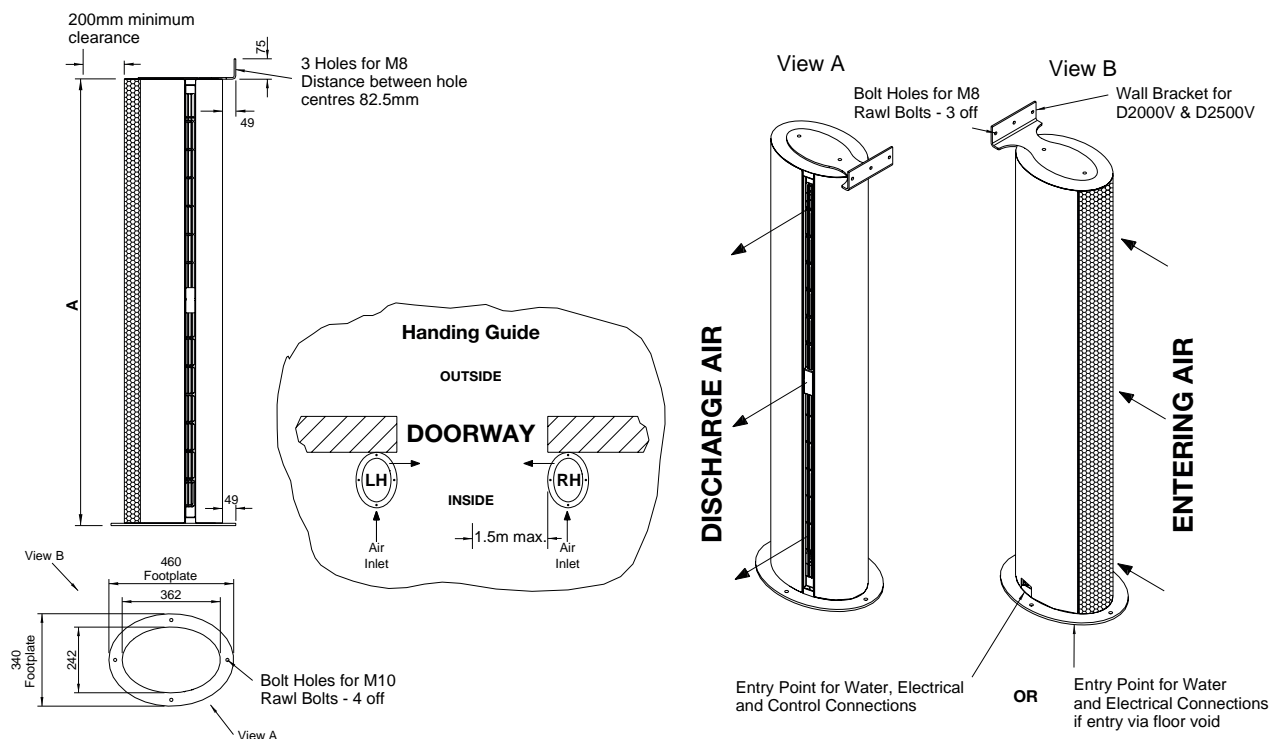
Water 82/71

D1500W V	1650x362x242	230V~1P&N	0.9	9	8.0	1530	45	55	53	49
D2000W V	2130x362x242	230V~1P&N	1.1	12	8.0	2124	62	56	54	50
D2500W V*	2780x362x242	230V~1P&N	1.6	15	8.0	2590	77	58	55	51

Ambient

D1500A V	1650x362x242	230V~1P&N	0.9	-	8.5	1620	44	55	53	49
D2000A V	2130x362x242	230V~1P&N	1.1	-	8.5	2250	60	56	54	50
D1500A V	2780x362x242	230V~1P&N	1.6	-	8.5	2745	75	58	55	51

*The D2500W unit consists of two air curtains in a row or in a stack (D1000W + D1500W). Each separate air curtain needs its own flow / return pipework with control valve to be installed on site, external to the unit.



As Drawn for L.H.
Opposite Hand for R.H.

	D1000V	D2000V	D2500V
A (mm)	1650	2130	2780

Water flow rate and pressure drop calculations for different water temperatures.

To calculate water flow rate and coil pressure drop, use our coil calculation programme. Then calculate the new water drop (valve) using the following formula:

$$\text{New Water Pressure Drop (valve)} = \text{82/71 Water Pressure Drop (valve)} \times \left(\frac{\text{New Water Flow Rate}}{\text{82/71 Water Flow Rate}} \right)^2$$

Example:

D1500W at 85/65°C, EAT = 20°C

82/71 Water flow rate = 11.7 l/min
(from water flow rate and pressure drop table below)

New water flow rate = 5.8 l/min
(from Thermoscreens coil calculation programme)

New water pressure drop (coil) = 2.2 kPa
(from Thermoscreens coil calculation programme)

Therefore:

New water pressure drop (valve) =

$$3.1 \times \left(\frac{5.8}{11.7} \right)^2 = 0.7 \text{ kPa}$$

Conversion factors:

1 kPa = 0.102m Water column

10 l per minute = 0.6 m³/h

Water flow rate and pressure drop.

C Series Designer	2 row coil (based on 82/71°C)		
	Water flow rate (l/min)	Water pressure drop (coil) ΔP (kPa)	Water pressure drop (valve) ΔP (kPa)
D1000	7.8	3.1	1.4
D1500	11.7	7.9	3.1
D2000	15.6	15.5	5.5
D2500	11.7/7.8	7.8/3.1	3.1/1.4

A 3-port motorised control valve is factory fitted inside each water heated PHV designer air curtain. PHVD2500v and PHVD3000v units consist of two air curtains in a stack. Each separate air curtain needs its own flow/return pipework to be installed on site. Use the data in the above table for each unit in the stack.

PHVD2500v = PHVD1500 + PHVD1000

PHVD3000v = PHVD2000 + PHVD1000

Accessories.

Description	Part number
Master and slave lead: 6m	T5951110
Ecopower extension lead: 10m	T5951112
Ecopower extension lead: 15m	T5951113
Ecopower extension lead: 30m	T5951114
Extension lead coupler	T5951030
Joining kit (1m, 1.5 and 2m)	T7308185

Thermoscreens

Your environment is our expertise.

Thermoscreens were one of the pioneers of modern air curtain technology, and we remain at the forefront of its evolution today. Our sales team work hand-in-hand with an international network of distributors, providing solutions to customers of all types and sizes, in more than 50 countries. Across the globe, our name is synonymous with the highest quality standards; our products renowned for their energy efficiency, reliability and ease of use.



Thermoscreens Limited St Mary's Road, Nuneaton, Warwickshire CV11 5AU

T +44 (0) 24 7638 4646 F +44 (0) 24 7638 8578 E sales@thermoscreens.com www.thermoscreens.com

v01_07.19